



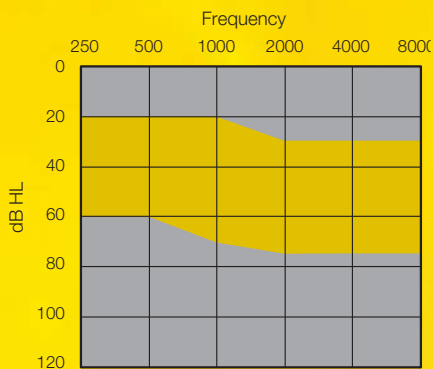
ReSound X-plore™

Product information

Product Description

Designed for people who don't want hearing problems to get in the way of their lifestyle, ReSound X-plore™ provides complete, all-around support for your patients. It offers specialized features geared toward easy acceptance for first time wearers, managing outdoor and physical elements, and providing ideal sound quality in any environment. Your patients will find ReSound X-plore a perfect fit for the day-to-day challenges of active lives.

Fitting Range



Key Features

- Power CIC
- Acceptance Manager
- Active Wind Stop™
- 17-Band Warp™ sound processing (7 gain handles)
- NoiseTracker™ II noise reduction
- Stabilizer™ II DFS
- Advanced DataLogging
- SmartStart™
- Low battery warning indicator
- Power-saving chip technology

Standard Configuration

- Size 10A battery
- 3 Color options available
- Supports StepVent™

Fitting Requirements

- Aventa™ fitting software (2.6 or higher)
- CS53 Flex strip cable (3-pin)
- Speedlink, NOAHlink™ or HI-PRO™ interface (Speedlink recommended)

ReSound North America
8001 Bloomington Freeway
Bloomington, MN 55420-1036
1-800-248-4327

ReSound Canada
303 Supertest Road
Toronto, Ontario M3J 2M4
1-888-737-6863

www.gnresound.com • customerexperience@gnresound.com

X-plore™
ReSound

XE10-P Power CIC

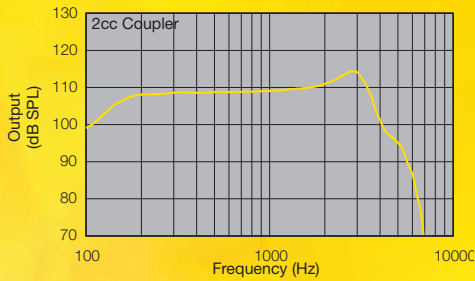
Technical Specifications

ANSI S3.22-2003
2cc Coupler

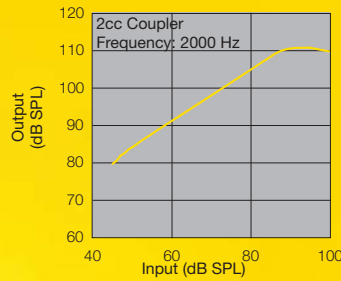
Reference Test Gain (60 dB SPL Input)	HFA	31 dB
Full-On Gain (50 dB SPL Input)	Max	39 dB
	HFA	33 dB
Maximum Output (90 dB SPL Input)	Max	113 dB SPL
	HFA	110 dB SPL
Total Harmonic Distortion	500 Hz	1.1 %
	800 Hz	1.2 %
	1600 Hz	1.6 %
Equivalent Input Noise (without noise reduction)		25 dB SPL
Frequency Range (DIN 45605)		100-5900 Hz
Attack Time (ANSI RTG-7 dB)		12 ms
Release Time (ANSI RTG-7 dB)		70 ms
Current Drain		0.94 mA
Typical Battery Life	Battery size 10A	96 hrs

Data in accordance with ANSI S3.22-2003; Supply Voltage 1.3 V.

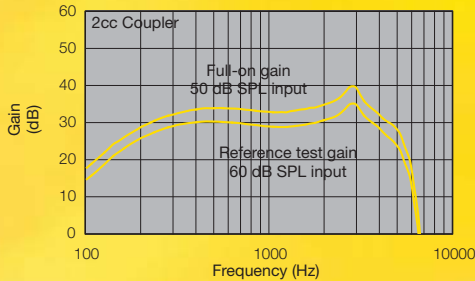
Maximum Output (OSPL 90)



Input/Output Response



Full-On and Reference Test Gain



Full-On Gain Parameter Settings*

	250 Hz	500 Hz	1 kHz	2 kHz	3 kHz	4 kHz	6 kHz
G[50]	39	39	39	39	39	39	39
G[80]	29	29	29	29	29	29	29

Reference Test Gain Parameter Settings*

	250 Hz	500 Hz	1 kHz	2 kHz	3 kHz	4 kHz	6 kHz
G[50]	39	39	39	39	39	39	39
G[80]	29	29	29	29	29	29	29

*Settings in accordance with Aventa fitting software

Patents pending.

All specifications are subject to change without notice.

16685511 Rev.A